

The Importance of Collecting Data on Disability

Daniel Mont

Center for Inclusive Policy

Asuncion, June 2018



This project is funded
by the European Union



Why do we collect data?

- Justifying action
- Designing policies
- Monitoring implementation
- Evaluating outcomes

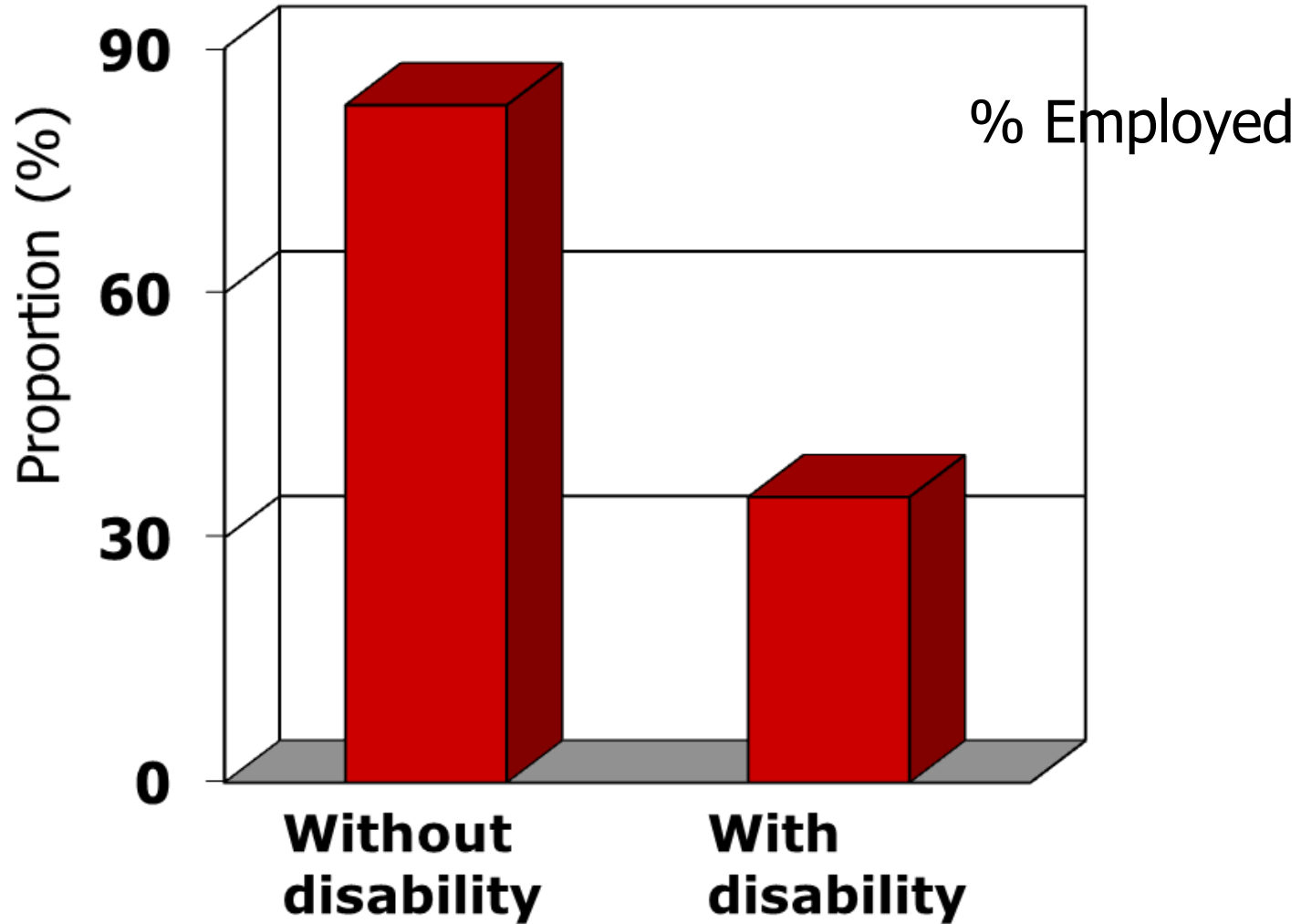
Justifying action

- Disability prevalence
- According to World Report on Disability 15% of population has a disability
 - Over 25% live in a household with a person with a disability
- Impact of disability
 - On individuals
 - lower education, employment, income, access to ICT, etc.
 - Higher costs of living, violence, HIV infection
 - On families
 - Lower incomes, higher demands on time
 - Economy
 - ILO estimates 2-7% of GDP

Data needs for justifying action

- Way of identifying people with disabilities in surveys and censuses in order to:
 - Estimate prevalence
 - Overall
 - By region
 - By personal characteristics
 - Disaggregate outcome indicators
 - To identify needs
 - To measure disability gaps

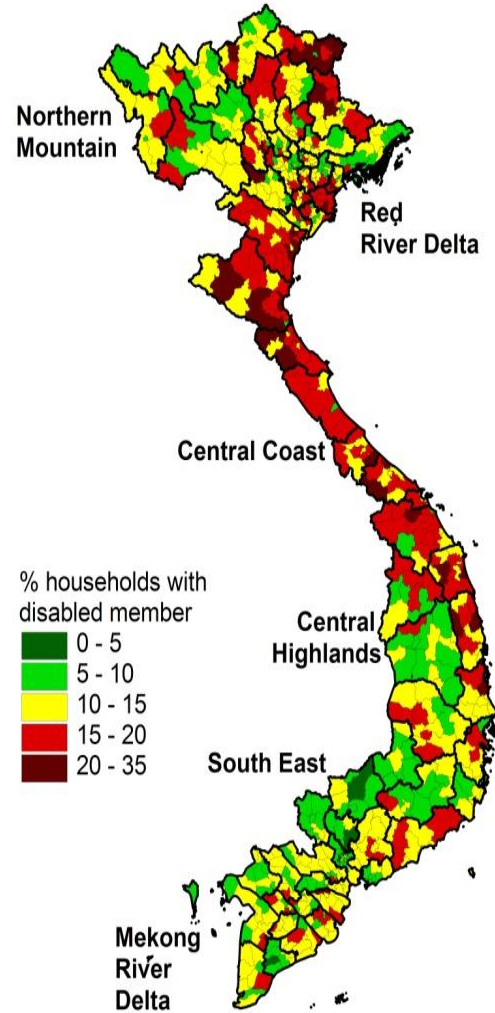
Disability used as a disaggregation variable



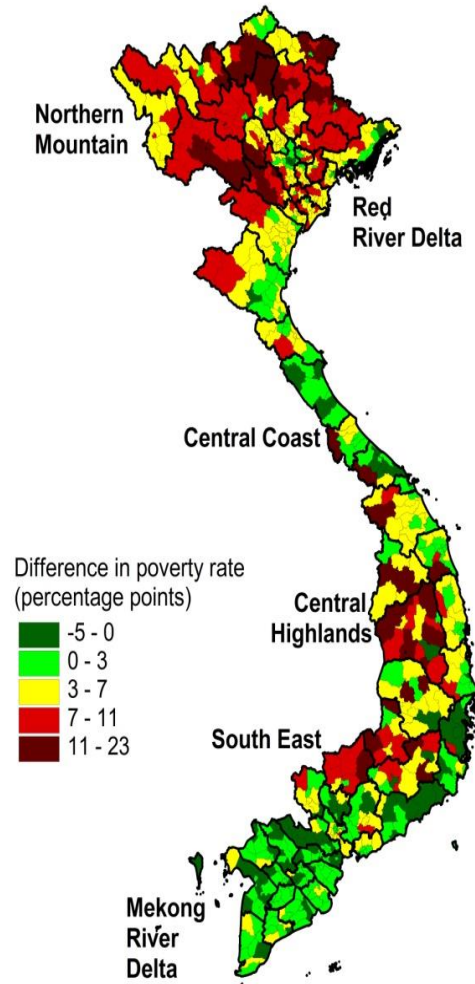
Designing policies

- What is extent of need?
 - Geographical patterns
 - Cambodia example of children with hearing difficulties
 - Personal characteristic patterns
 - Cameroon example of people who are HIV positive
 - Impact on outcomes
 - Gaps in education, poverty, etc.
 - Extra costs of disability (estimates are about 1/3 of average income)

Disability Rates Vary by District – Example from Vietnam



Poverty Gap Between Disabled and Non-Disabled Households Varies by District



Beyond identifying problems – what do we do?

What are **barriers to participation**?

This goes beyond disaggregation to gathering information on the environment

Not the focus of today's presentation but it is the next step

Monitoring implementation

- Administrative data on service delivery
 - Inputs
 - Outputs
- Survey data on reach of access
 - People NOT reached as well as those reached

Evaluating outcomes

- Baseline data – before implementation
- Consistent pre/post data collection
- Comparison or control groups if possible
- SMART indicators
 - Specific
 - Measurable
 - Achievable
 - Relevant
 - Time-bound

Good news

- As we'll discuss later, there are now internationally comparable ways of identifying people with disabilities that have been tested in low, middle, and high income countries in every region of the world
- Recommended and adopted by multiple international agencies and a growing number of national statistics offices
- Other efforts working on collecting data on the environment

Thank You